



No : AUE-R/NOTIFICATION/2020/1034

Date : July 26, 2024

NOTIFICATION

It is notified for information of all concerned that the date for On-line Registration of students admitted during the session **2024-25** in the Four Year Undergraduate(FYUG) courses in different **Permitted/Affiliated Colleges** under Assam University, Silchar has been fixed as per details given below:

Website:www.ausexamination.ac.in

Description	From	To
Date of Registration without fine	Aug 06, 2024	Aug 25, 2024
Date of Registration with fine @ ₹ 500/- per student	Aug 26, 2024	Sep 06, 2024
Verification of Registration(To be done by the Colleges through the software)	Aug 06, 2024	Sep 07, 2024
Generation of Provisional Registration (To be done by the Examination Department)	Sep 08, 2024	Sep 09, 2024
Subject Allocation to be done by the Colleges (5th Semester of TDC CBCS)	Aug 26, 2024	Sep 04, 2024
Internal/Sessional marks entry to be done by the colleges (1 st , 3 rd and 5 th Semester of FYUG/ TDC CBCS)	Sep 16, 2024	Sep 30, 2024
Entry of Attendance percentage	Sep 27, 2024	Oct 07, 2024
Last date of submission of application form alongwith all documents by the Colleges within September 30, 2024		

Guidelines for Registration:

- Name should be written in the application form as per name recorded in the HSLC Mark sheet / Certificate. In case there is discrepancy in name as recorded in HSLC documents and actual name, HSLC documents may be got corrected before applying for Registration with the university. In no way, the name of the candidate shall be modified.
- Migration Certificate in **original** and downloaded from **DigiLocker** must be submitted in case of the students who have passed from Board / Council / University other than **AHSEC / ASCTE**. In case of **on-line Migration Certificate**, student will have to submit:
 - An undertaking on non-judicial stamp paper of **Rs. 50/-** to the effect that the university issues only on line Migration Certificate and no Off line Migration Certificate (Hard Copy) is issued by the said University. Further he / she **has not used / will not use** this Migration Certificate for admission to any other university / institute simultaneously.
 - On line Migration Certificate verified and certified by concerned Head of the department.
 - Clause 2(i)(ii) is not applicable for those students who downloaded the Migration Certificate from **DigiLocker**.
- While filling up the Registration form, student shall upload recent, clearly identifiable passport size photo. Normally no request for change of photo shall be entertained subsequently. However in exceptional cases if change is considered, student shall have to apply for correction/change of all the documents issued by the University.
- Appropriate Gap Certificate issued by the **Principal of the college / school last attended by the concerned student or Head of any recognized Educational Institution/Gazetted officer** must be submitted in case of the students admitted with an intervening gap between the last examination passed / appeared and the year of admission in the present course.
- No Objection Certificate (**NOC**) from employer shall be submitted by students who are employed in any Govt./Private Organisation/Institution.
- Fees for Registration is **Rs. 430/-** per student and **Late Fine Rs. 500/-** per student to be paid On-line.

P.T.O.

7. *It is observed that in the past a good number of students submitted fake mark sheet / certificate / certificate from fake board / council etc. All concerned are requested to scrutinize the documents carefully and properly before forwarding the same to the Controller of Examination. In such cases, the admission shall be treated as cancelled with immediate effect. Further, appropriate action shall be initiated against such students.*
8. *Students will be required to apply for registration during the stipulated period, as indicated above, for the purpose. Failure to apply in time will lead to cancellation of admission and debarment of the concerned student from appearing in the semester examinations.*
- Student with Provisional Registration No. may appear 1st and 2nd semester examinations. Result of 2nd semester examination of those students who are not formally registered with the university, will not be declared/ will be kept withheld, even though Provisional Registration No. is generated and received by concerned student.*
 - Students without formal Registration will not be allowed to appear examination from 3rd semester onwards.*
 - In case of MPhil/PhD scholar with provisional Registration will be allowed to appear course work examination, but this result will be kept withheld till formally registered with the University.*
9. It should be ensured that the Registration Forms are forwarded as per intake capacity only. For any problem that arises due to issue of Registration Certificate more than the intake capacity, the concerned college will be responsible.
10. After necessary processing, Registration certificate will be issued & forwarded to the respective colleges. For any discrepancy in Registration Certificate(s), **Principal of the concerned college** may return the same in a lot within **one month** from the date of issue for necessary correction along with required documents. Application for correction of Registration Certificate submitted after **one month** must be supported by a fee of ₹ 100/- for each certificate. Relevant documents should be submitted in support of correction sought.
11. All correspondence related to students Registration should be from the **Principal of the concerned college**. Candidate should be advised not to resort to direct correspondence or persuasion for the Registration Certificate with the Examination Dept.

All concerned are requested kindly to adhere to the above strictly. Co-operation from all concerned is solicited to streamline the system of Registration of the students.



(S. Dutta Roy)
Controller of Examinations

Copy for information and necessary action to:

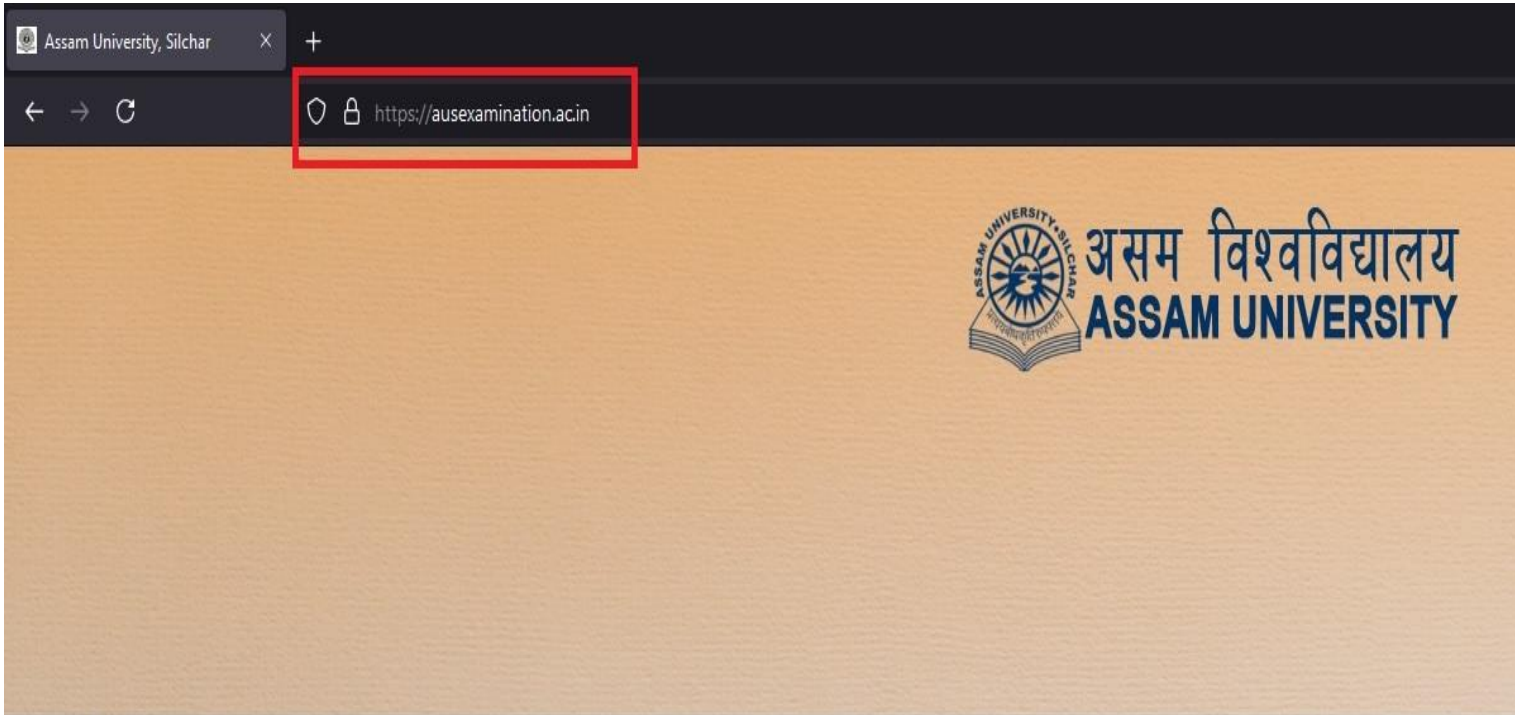
1. Registrar, AUS.
2. Director College Development Council for information.
3. Principal of all the permitted/affiliated college for necessary action.
4. Director, Computer Centre with a request to upload the notification in the university website.
5. System Analyst for uploading in the Examination Portal.
6. P.S. to VC for kind information of the Vice-Chancellor.
7. File.



Controller of Examinations

Step wise Registration process of FYUG

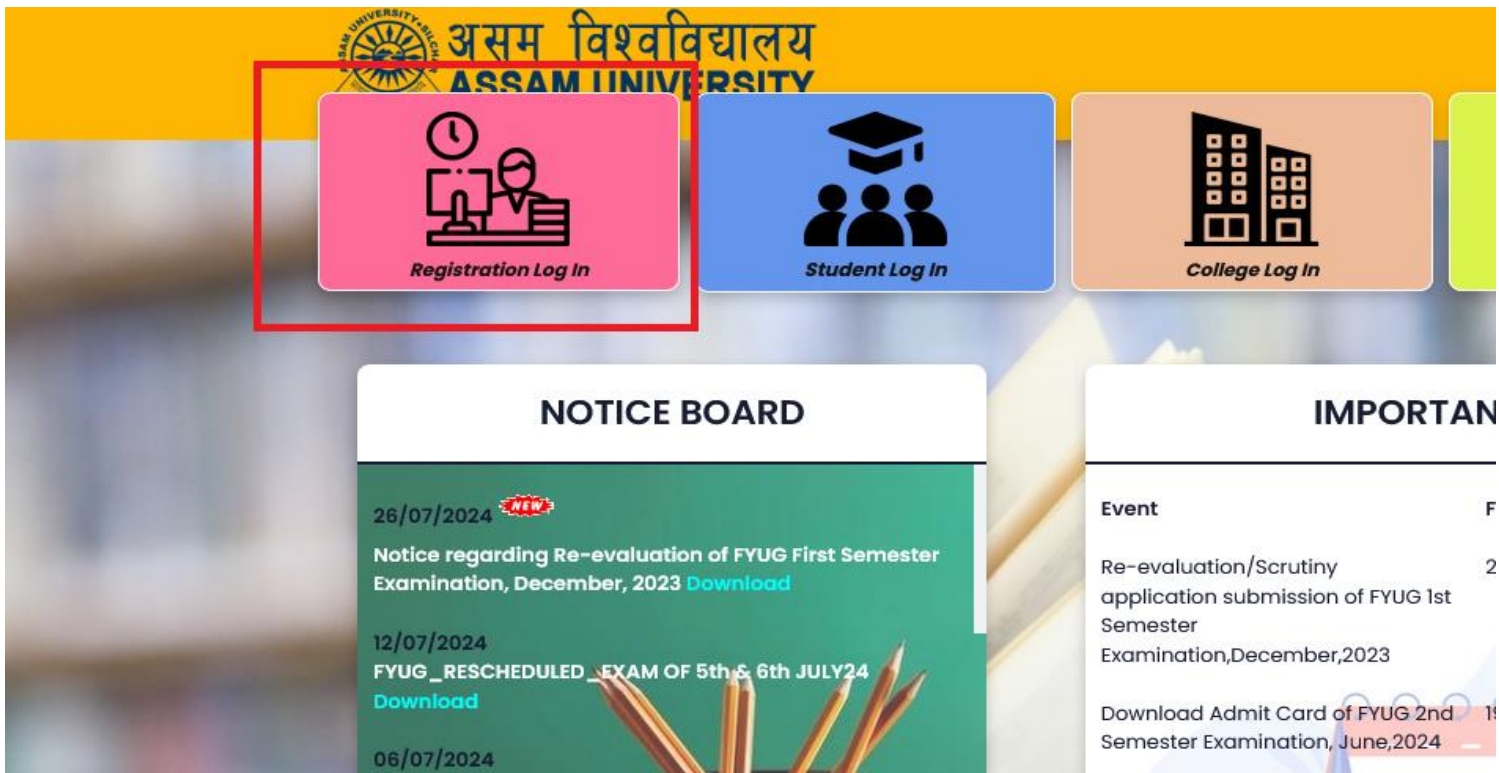
1. Go to the link www.ausexamination.ac.in



2. Click on 'NEP'



3. Click on 'Registration Log In'



The image shows the top section of the Assam University website. At the top, there is a yellow banner with the Assam University logo and the text 'অসম বিশ্ববিদ্যালয় ASSAM UNIVERSITY'. Below the banner are three navigation buttons: 'Registration Log In' (pink), 'Student Log In' (blue), and 'College Log In' (orange). The 'Registration Log In' button is highlighted with a red box. Below the navigation buttons are two white boxes: 'NOTICE BOARD' and 'IMPORTANT'. The 'NOTICE BOARD' box contains a list of notices with dates and download links. The 'IMPORTANT' box contains a list of events with dates and descriptions.

অসম বিশ্ববিদ্যালয়
ASSAM UNIVERSITY

Registration Log In

Student Log In

College Log In

NOTICE BOARD

26/07/2024 **NEW**
Notice regarding Re-evaluation of FYUG First Semester Examination, December, 2023 [Download](#)

12/07/2024
FYUG_RESCHEDULED_EXAM OF 5th & 6th JULY24
[Download](#)

06/07/2024

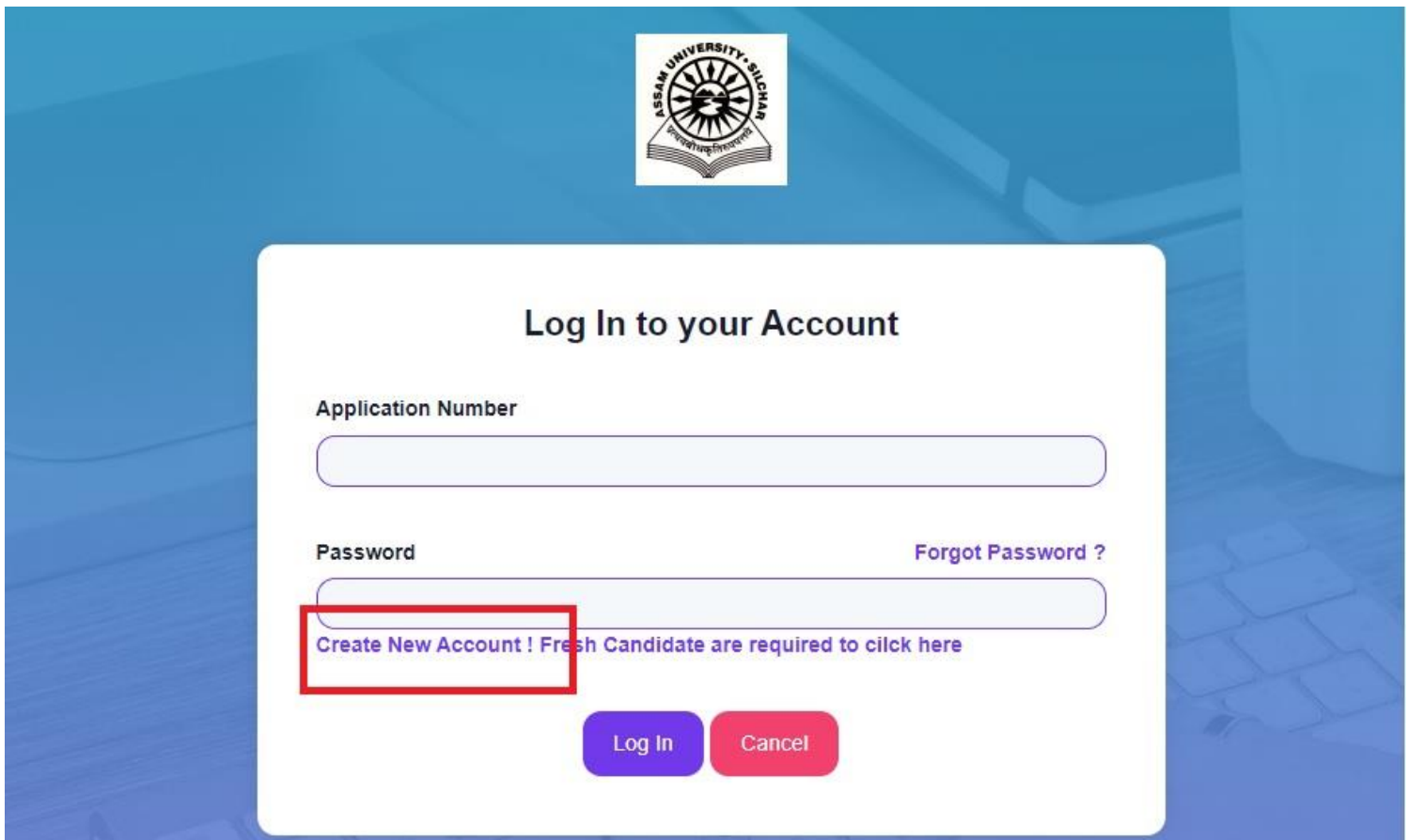
IMPORTANT

Event

Re-evaluation/Scrutiny application submission of FYUG 1st Semester Examination, December, 2023

Download Admit Card of FYUG 2nd Semester Examination, June, 2024

4. Click on 'Create New Account'



The image shows the Assam University login form. At the top, there is the Assam University logo. Below the logo is a white box with the title 'Log In to your Account'. The form contains two input fields: 'Application Number' and 'Password'. Below the 'Password' field is a link 'Forgot Password?'. Below the 'Forgot Password?' link is a link 'Create New Account ! Fresh Candidate are required to click here', which is highlighted with a red box. At the bottom of the form are two buttons: 'Log In' and 'Cancel'.

ASSAM UNIVERSITY • SIKHAR
শিক্ষণমূলক

Log In to your Account


Application Number

Password [Forgot Password ?](#)

[Create New Account ! Fresh Candidate are required to click here](#)

Log In Cancel

5. Fill up all the details carefully and click on Sign Up.



Registration Sign Up

(*) Indicates Mandatory Fields

Apply For* **Four Year Undergraduate Programme**

SAMARTH Enrollment No.*

SAMARTH Enrollment PDF*

Are you an existing AUS student?*

No Yes

College*

Name*

Father Name*

Mother Name*

Date of Birth:*

Gender*

Mobile*

E-Mail*


Log In & Password

Your Password must be 8-10 Characters length and contain at least one lower and upper case letter, one number, and one special character.

Password*

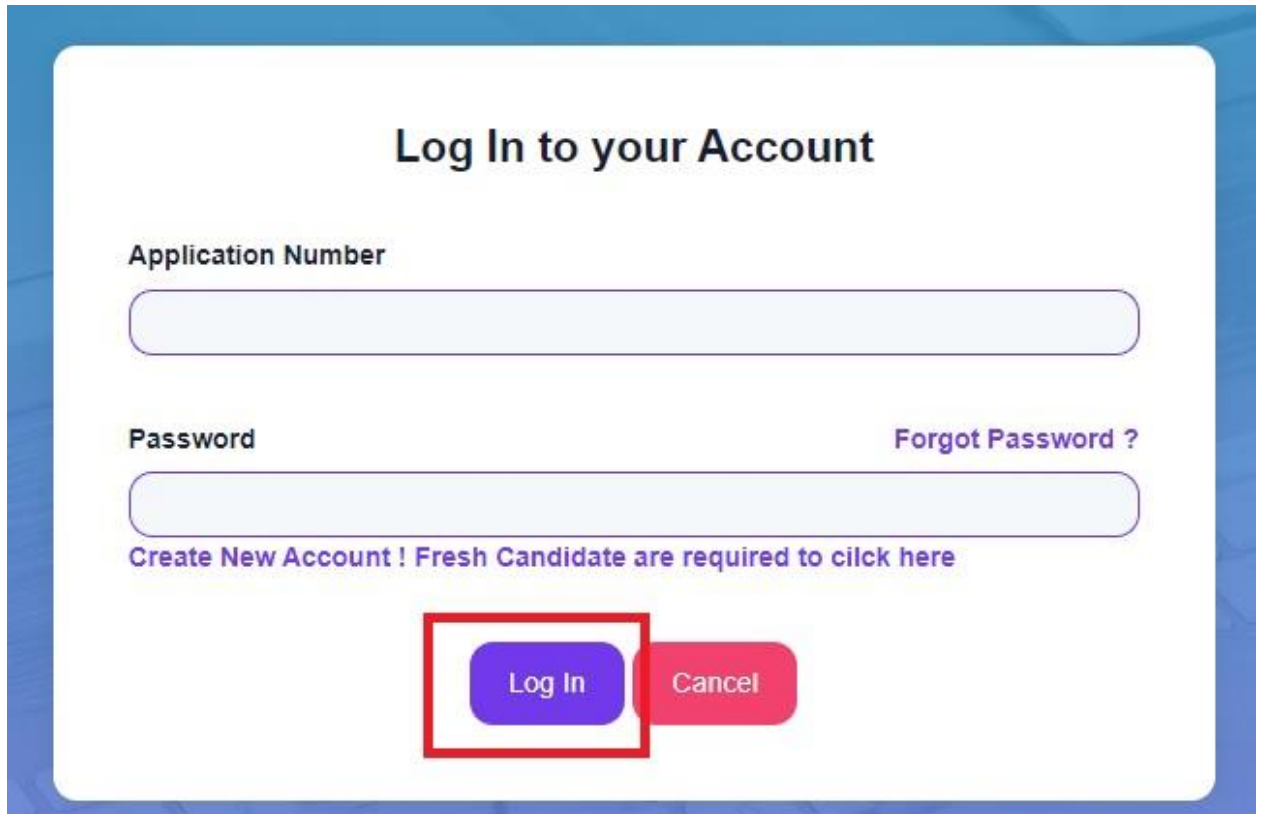
Confirm Password*

Verification Code*



I agree to the [instructions](#) and authorize text messages to my mobile number above.

6. After completion of Sign up process then go to the **Registration Log in** page and enter the **application no.** and **password** which you have received in your mail address and click on Log In button.



Log In to your Account

Application Number

Application Number input field

Password

Forgot Password ?

Password input field

Create New Account ! Fresh Candidate are required to cilck here

Log In

Cancel

7. An application form will appear, fill up all the details and upload all the documents properly then click on Final Submit button. Payment option will appear, complete Payment Procedure.

Your Registration Process is now complete...