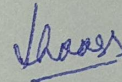


GOVT. OF ASSAM  
OFFICE OF THE PRINCIPAL; HAFLONG GOVT. COLLEGE::  
HAFLONG

NOTICE  
09.10.2025

It is for information to all the students of FYUG 3<sup>rd</sup> & 5<sup>th</sup> Semester (Arts/Sc/Com) for the academic session 2025-26 who had taken admission under Fee Waiver scheme at the time of 1<sup>st</sup> semester admission are asked to login their Samarth admission portal in the scholarship site and upload Ration Card or Annual Income Certificate issue by the Revenue Officer only.

**(NB :- Last date for document uploading 11/10/2025, before 12:00 noon)**



Principal i/c,  
Haflong Govt. College, Haflong



## **User Manual on Applying for Scholarship through Student Login**

### **Introduction**

**This is the reference document for applying for scholarships through student login.**

**Step 1:-** Please follow these instructions to access the student portal.

If you are a first-time user of the Assam Higher Education Student Portal, please click on the '**New User Registration**' option and mention your Enrollment Number and Captcha.

← → ↺ 📄 assamshesp.samarth.edu.in/index.php/studentlogin/registration/register 🔍 ☆ ⚡ 🔄

📁 Samarth Important... 📁 Automation BOTS(...) 📁 Configuration of Ba...

### Assam State Higher Education Portal

General Instructions for Registration

● ● ● Student Portal

#### Registration

Enrolment/Roll Number

Enter the Enrolment/Roll Number

Captcha

**137531**

Click on the text to change the captcha

Register

If you have registered user on the portal, You can log in directly by entering your enrolment number, password, and the captcha in the login form.

#### Registered User?

If you have registered earlier, please login below.

##### Login

Enrolment / Roll Number

Enrolment / Roll Number ⓘ

Username cannot be blank.

Password

Password

Click on the text to change the captcha

Captcha **137531**

Login

#### New User?

If you are registering for the first time, please click the button below.

Register

##### Help and Instructions

**Welcome to the Assam State Higher Education Student Portal!**

Please follow these instructions to access the student portal, where you can find essential resources, digital ID card, programme details and more:

**In case you are a first-time user of the portal:**

Click on 'New Registration' button above to generate your log in credentials.

**If you have registered earlier:**

You can log in directly by entering your enrolment/roll number credentials for the portal, your password and the captcha in the login form.

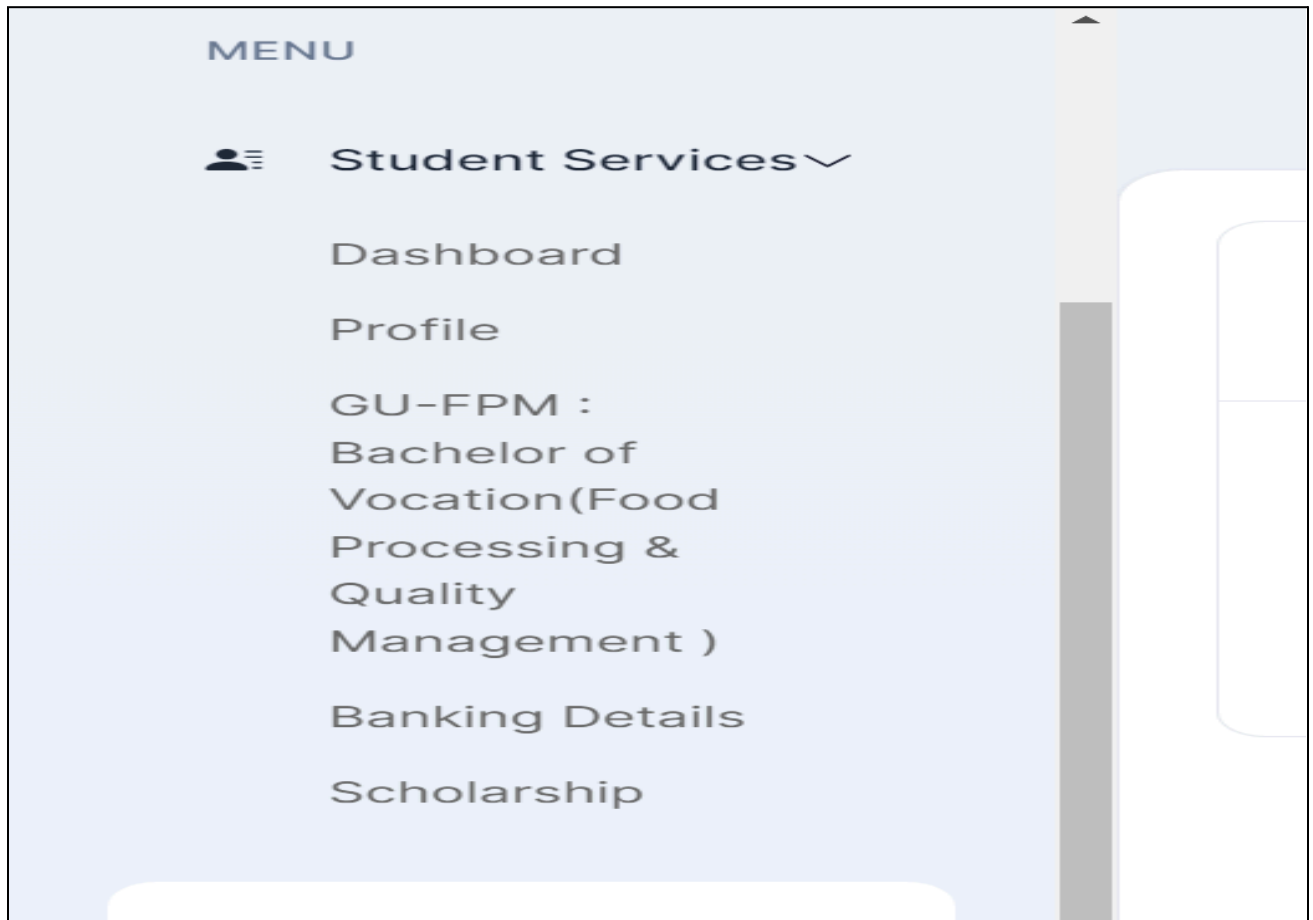
**In case you have forgotten your password:**

Please use the link below to reset your password.

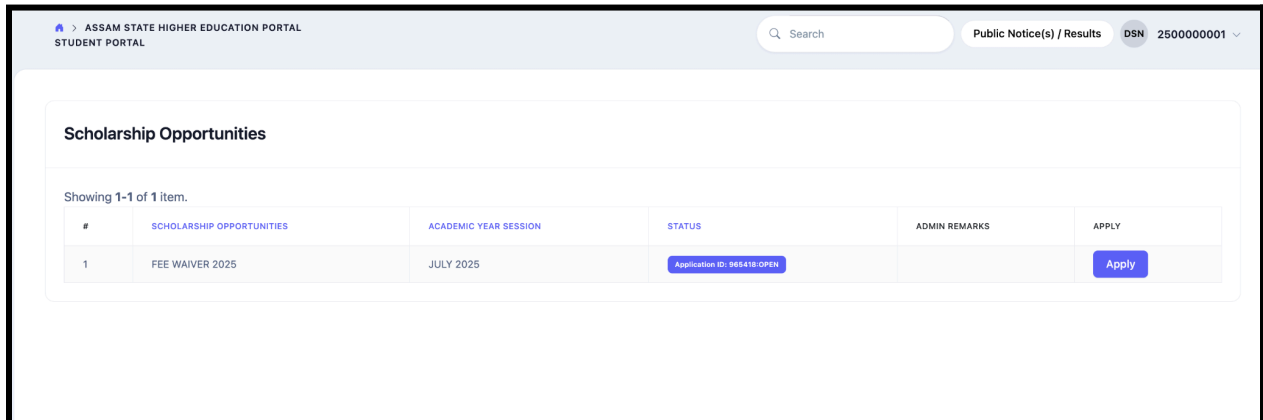
Reset Password

**Step 2:-** Click on the Scholarship option which is visible on the left Menu.

\*



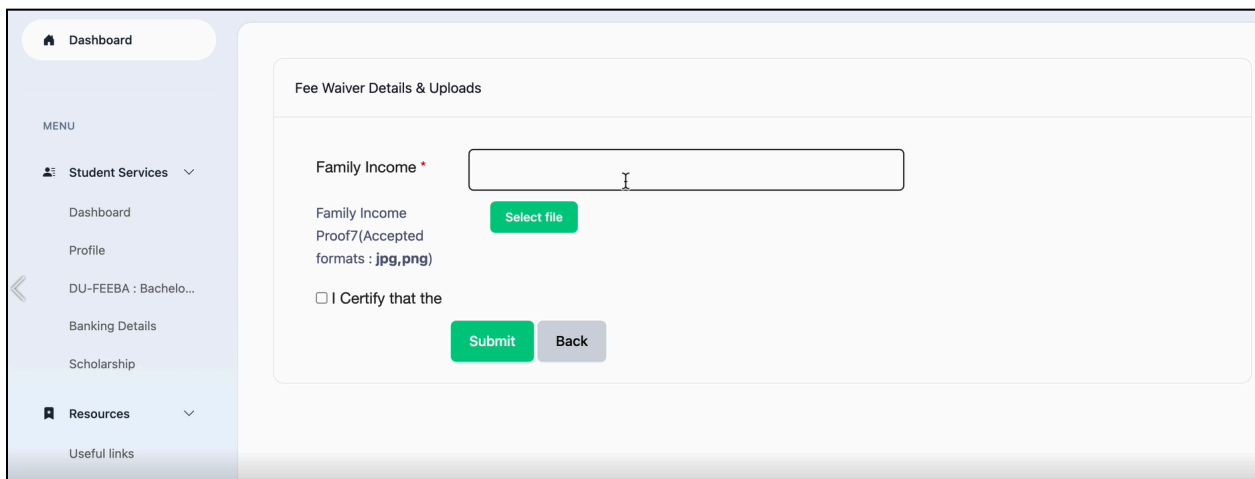
**Step 3:-** A list of Scholarship opportunities will be displayed.



The screenshot shows the 'ASSAM STATE HIGHER EDUCATION PORTAL STUDENT PORTAL' interface. At the top, there is a search bar and a 'Public Notice(s) / Results' link. The main section is titled 'Scholarship Opportunities' and displays 'Showing 1-1 of 1 item.' Below this is a table with the following structure:

#	SCHOLARSHIP OPPORTUNITIES	ACADEMIC YEAR SESSION	STATUS	ADMIN REMARKS	APPLY
1	FEE WAIVER 2025	JULY 2025	<a href="#">Application ID: 965418-OPEN</a>		<a href="#">Apply</a>

**Step 4:-** Students can apply for a specific scholarship in this section.



The screenshot shows the 'Fee Waiver Details & Uploads' form. It includes a sidebar menu with 'Dashboard', 'Student Services', 'Dashboard', 'Profile', 'DU-FEEBA : Bachelo...', 'Banking Details', 'Scholarship', 'Resources', and 'Useful links'. The main form area contains the following fields and buttons:

- Family Income \***: A text input field with a 'Select file' button below it.
- Family Income Proof7(Accepted formats : jpg,png)**: A text input field.
- ☐ **I Certify that the**
- Submit** and **Back** buttons.

**Step 5:-** Once the student clicks on the Fee Waiver scholarship (Apply) option, then he/she needs to fill in the below-mentioned details:

- **Family Income:-** The annual family income is up to Rs 4,00,000.
- **Income Proof:-** Upload the document related to the annual income in JPG, Pdf, or PNG format.
- Click on the Check box mentioned on **I Certify** and then on **Submit**.

After clicking on the **Submit** button, the data will be recorded successfully.

**Step 6:-** The scholarship status is shown under the Status option.

Scholarship Opportunities				
Showing 1-1 of 1 item.				
#	SCHOLARSHIP OPPORTUNITIES	STATUS	ADMIN REMARKS	APPLY
1	FEE WAIVER	Application ID: 523734-VERIFICATION_PENDING		

Students can check the status of scholarship application and the remarks mentioned by the college Principal here.

-----END OF DOCUMENT-----